



Magic Phonics

3-6

Day 5







M m



M

Mm

m

i

k

i

k

i

k

i

m

i

M

k

i

M

m

i

k

m

i

i


k

i

m

i

i



Mm



Mm



Mm





N n



j

i

l

N

i

Nn

j

l

n

n

i

j

j

N

n

l

i

j

l

j

j

i

l

N

j

l

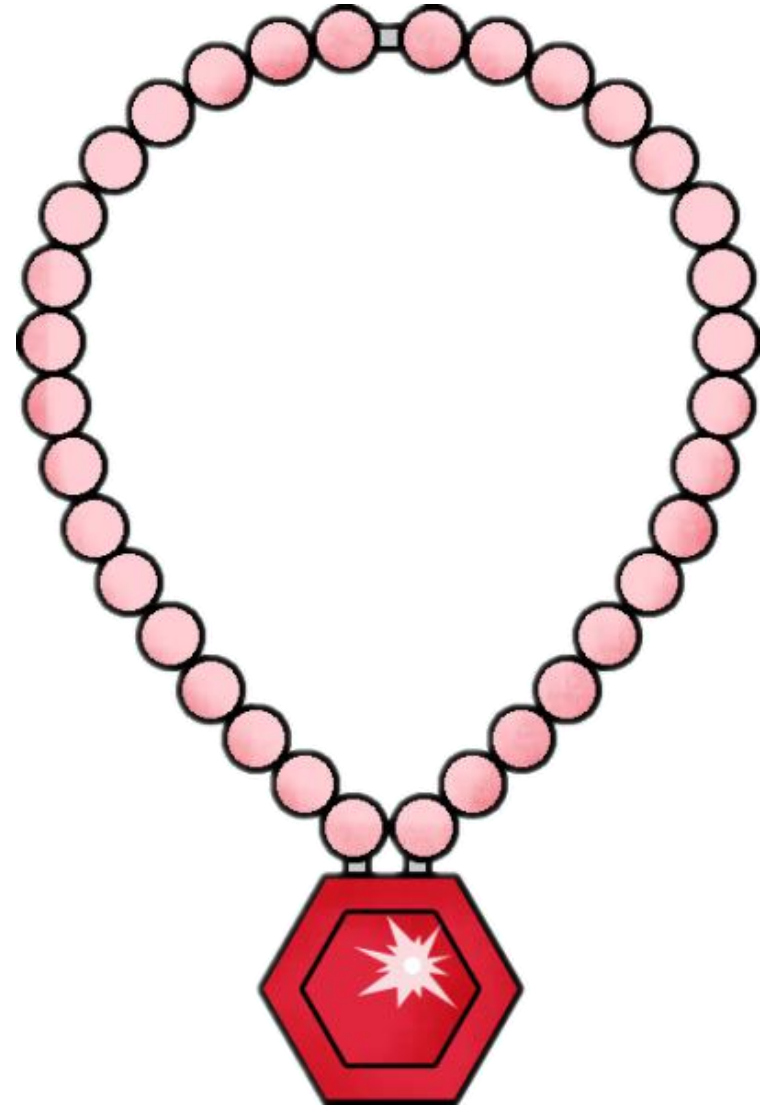
i



Nn




N n

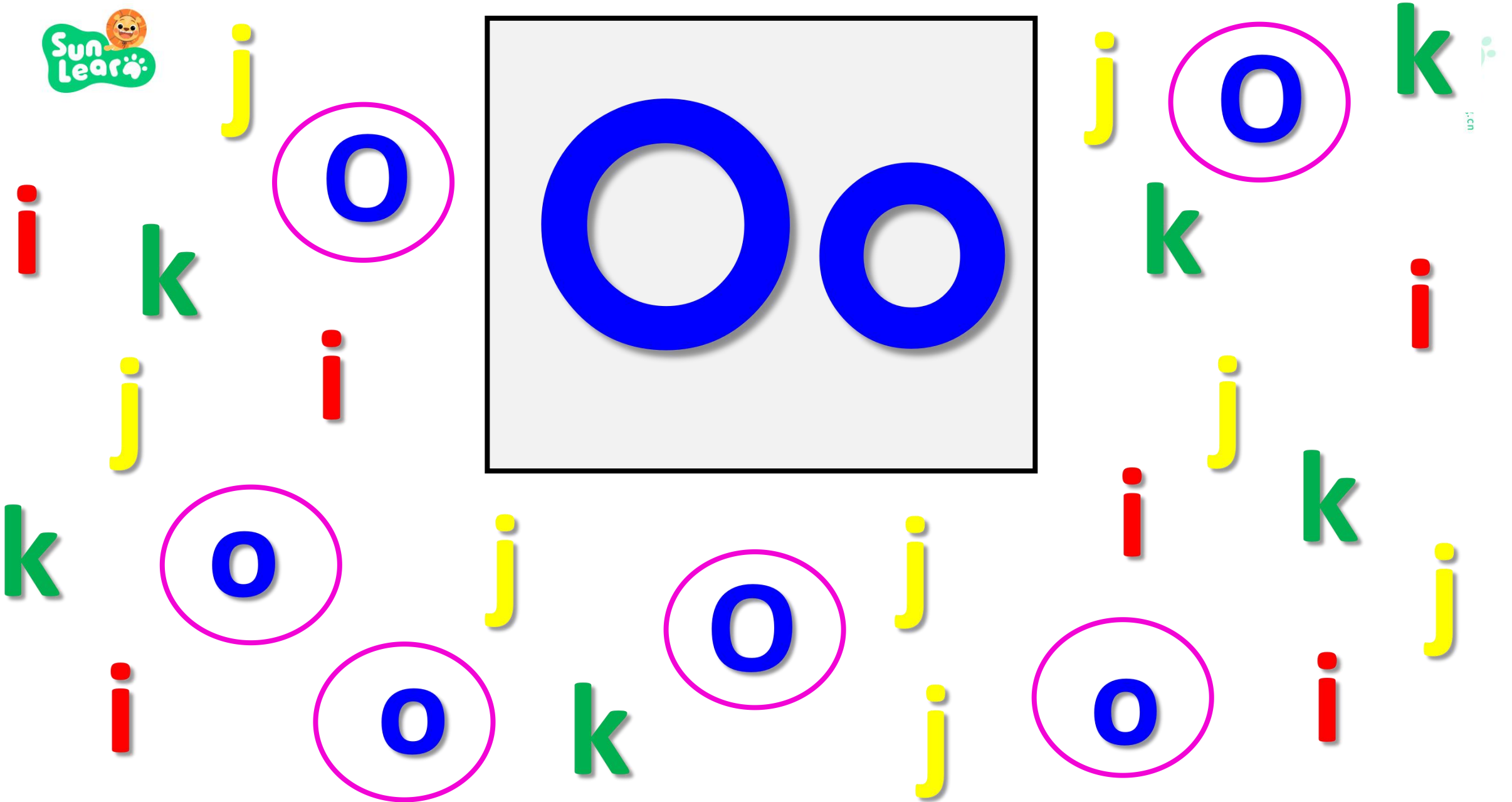






N n










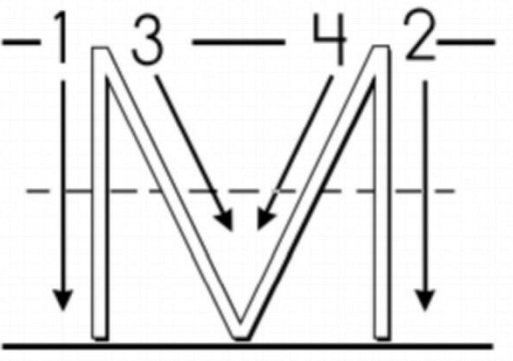








Homework



Tracing guide for uppercase letter M. The letter is shown on a set of three horizontal lines (top, middle dashed, bottom). Four numbered arrows indicate the stroke order: 1 (downward vertical line on the left), 2 (downward vertical line on the right), 3 (diagonal line from top left to center), and 4 (diagonal line from top right to center).


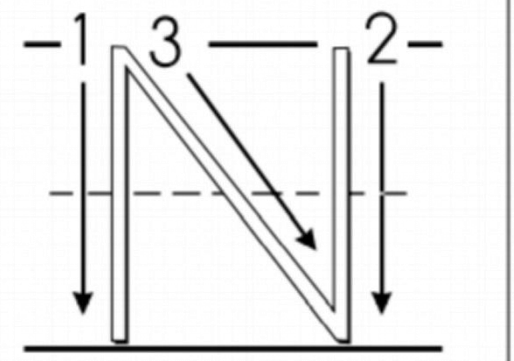


Illustration of a boy holding a large blue letter M. To the right are two rows of dashed uppercase M letters on handwriting lines for tracing.

Created by Cassie @ 3Dinosaurs.com



Tracing guide for uppercase letter N. The letter is shown on a set of three horizontal lines (top, middle dashed, bottom). Three numbered arrows indicate the stroke order: 1 (downward vertical line on the left), 2 (downward vertical line on the right), and 3 (diagonal line from top left to bottom right).


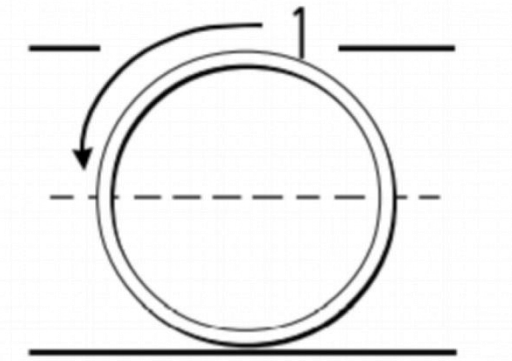


Illustration of a girl holding a large green letter N. To the right are two rows of dashed uppercase N letters on handwriting lines for tracing.

Created by Cassie @ 3Dinosaurs.com



Tracing guide for uppercase letter O. The letter is shown on a set of three horizontal lines (top, middle dashed, bottom). A single arrow labeled '1' indicates a counter-clockwise circular stroke starting from the top.




Illustration of a boy holding a large yellow letter O. To the right are two rows of dashed uppercase O letters on handwriting lines for tracing.

Created by Cassie @ 3Dinosaurs.com